

THE SAT VS THE ACT

- Fewer Geometry Questions
- More Time per Question
- No-calculator Math Section

KEY Differences


- Lots of Geometry
- Faster Paced
- Tough Science Section



Overall Time

TIMING & SCORING

Overall Time



Reading

65m

1-36

35m

Reading

Writing

35m

1-36

45m

English

Math
(No Calculator)

25m

1-36

60m

Math

Math
(Calculator)

55m

1-36

35m

Science

200 - 800 points

200 - 800 points

Total Points

400 - 1600

1 - 36

Total Points

Time per Question



Reading



Writing



Math

Time per Question



Reading



English



Math

MATH

Number of Questions

SAT
58

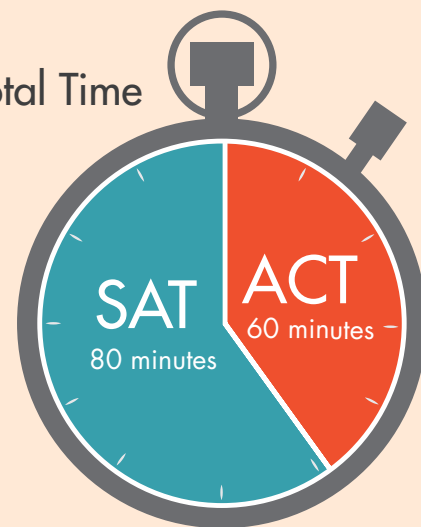
ACT
60

Number of Sections

2
SAT

1
ACT

Total Time



Time Per Question



Formulas

The **SAT** provides a reference table of common formulas.

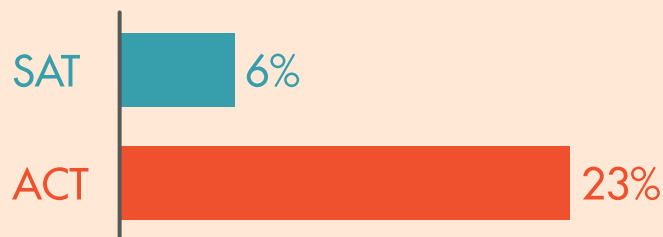
The **ACT** does not provide formulas for reference.



The SAT Math section includes **45** multiple choice questions and **13** student-produced response questions (i.e., fill-in questions).

Geometry Focus

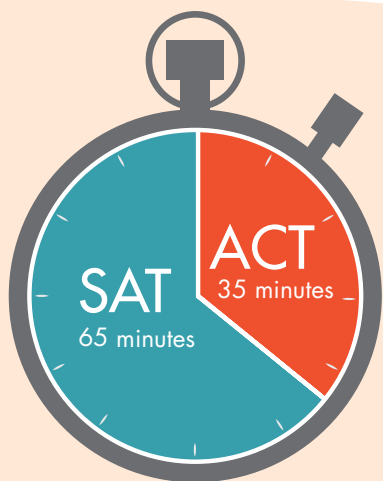
The ACT has a much greater emphasis on Geometry. In contrast, the SAT focuses more on Algebra, word problems, and "Data Analysis" questions that ask you to incorporate information from tables and charts into your calculations.



The **ACT** allows calculators for all Math sections.

The **SAT** has one **NO CALCULATOR** section and one calculator section.

READING



Total Time

Time Per Question

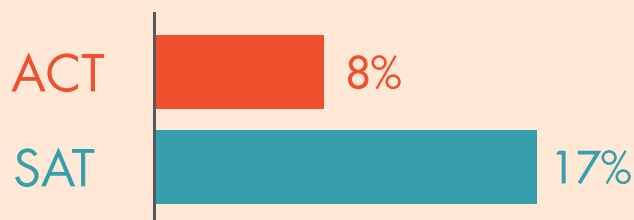


Number of Questions



Vocabulary

What percent of questions test vocabulary?



Do the Reading sections have **Graphs and Charts?**

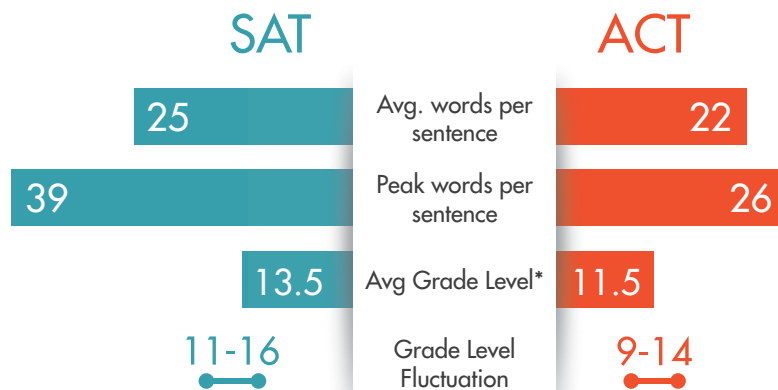


Yes, relating to two passages



No, only on the Science section

Passage Complexity



*Flesch-Kincaid readability assessment

Number of Passages

SAT

5



comparison

Topics Covered

- Literature
- Science (2)
- History/Soc. Studies (2)

ACT

4



comparison

- Prose/Fiction
- Humanities
- Social Science
- Natural Science

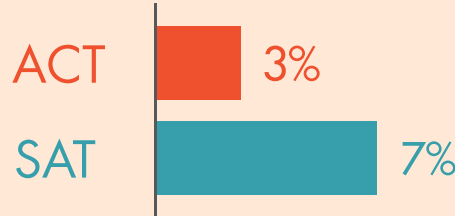
WRITING/ENGLISH

Number of Questions



Vocabulary

What percent of questions test vocabulary?



Total Time

Time Per Question



Do the Reading sections have Graphs and Charts?

SAT



Yes, relating to two passages

ACT



No, only on the Science section

GRAMMAR VS. RHETORICAL SKILLS



*The difference between the 49% Rhetorical Skills on the ACT and 55% on the SAT feels even greater in practice, as the questions on the SAT require a fuller understanding of the passage.

Passage Complexity



Average words per sentence



Average grade level*

*Flesch-Kincaid readability assessment